



BE FIRST

JCB HYDRADIG

BE FIRST

The vision from the outset of the project was to design and engineer the most innovative solution in response to five key challenges facing customers in today's construction sector. The machine had to be first for visibility, stability, manoeuvrability, mobility and serviceability. The JCB Hydradig 110W really does have innovation running right through the heart of it. In fact the Hydradig will transform the industry and I am certain you will quickly appreciate its benefits.

Anthony Bamford.

LORD BAMFORD, CHAIRMAN, JCB





FIRST FOR **VISIBILITY**

In today's world where space is at a premium, compact dimensions and all-round visibility have become increasingly important. The JCB Hydradig 110W lets you enjoy total all-round visibility with the ability to see all four wheels plus a 1m perimeter around the machine at ground level. This makes it first for easier and safer operating in tight, crowded worksites.





VISIBILITY

The Vision.

- 1** Operator can see within 1m of machine footprint at ground level and all four wheels of the machine can be seen from operator seat.
- 2** With the 81kW Tier 4 Final JCB EcoMAX engine and other major components now housed in the chassis, the counterweight has been radically reduced making the tailswing just 120mm which helps deliver down to ground level visibility.
- 3** Operator can view stabilisers, dozer and trailer hitch from inside the cab without any requirement to slew the machine.
- 4** Low-level glass provides unobstructed visibility.
- 5** Optional high powered LED work lights to boom, front, rear and side gives you daylight working conditions at night. Halogens are standard.





FIRST FOR **STABILITY**

On urban worksites, safety is rapidly becoming the number one priority. The JCB Hydradig 110W gives best-in-class over the side stability, twinned with minimal tailswing. Having the engine and tank mounted on the chassis also provides unparalleled stability on the road for greater comfort and confidence. This makes it first for stable working.





STABILITY

BEST-IN-CLASS

Best-in-class over the side stability when digging or lifting/slinging, compared to conventional tailswing competitors. All achieved with a minimal tailswing machine.



Ultimate stability.

- 1** Engine and double skinned tanks are mounted on an all steel chassis which creates a lowered centre of gravity, ideal for stability on site and whilst roading.
- 2** Lower centre of gravity provides extra operator confidence and productivity when lifting and carrying materials around site.
- 3** Conventional tailswing stability achieved with minimal tailswing of just 120mm is a breakthrough in design, engineering and manufacturing capability.

50/50 weight distribution between the axles significantly reduces nod and pitch whilst roading.



1



2



3



FIRST FOR **MOBILITY**

In a world where time is money, a top speed of 40kph and stepless transmission from a 81 kW Tier 4 Final EcoMAX engine lets you travel to and between sites quicker and in comfort. A factory fit trailer installation also lets you transport all your attachments and site equipment making the JCB Hydradig 110W first for getting to work.





Comfortable roading.

1 A single speed, hydrostatic transmission allows you to road to site quickly eliminating the need to hire or purchase a lorry for transport.

2 Optional proven JCB Smooth Ride System dampens the dig end over uneven ground, creating a smoother ride and reducing the risk of spilling a load.

3 3 mobility modes allow the operator to set Hydradig for any task:

Choose 'highway mode' to isolate the upper structure and dig end for travelling at up to 40kp/h. Set throttle level with 'travel speed lock'.

Choose 'site mode' to limit the machine to 20kp/h, with all hydraulic services active.

Choose 'creep mode', with a speed limiter for the most precise jobs.

4 Use the 3.5t towing capacity to move items around site including aggregates, attachments, or even a fuel bowser to quickly refill other machines on site.



AUTO-IDLE

Auto-idle as standard reduces revs when the machine is idling, saving fuel.



1



2



3



4

FIRST FOR MANOEUVRABILITY

In even the most confined urban sites, 4-wheel steer, 2-wheel steer and crab steer as standard make operating easy, allowing you to work in tighter confines safer than ever before. A best-in-class turning circle makes the JCB Hydradig 110W first for working in today's urban world.





MANOEUVRABILITY

MANOEUVRABILITY

Great in a tight space.

- 1** 3 steer modes as standard with 4-wheel steer, 2-wheel steer and crab steer lets you manoeuvre on site in total confidence.
- 2** A Kingpost allows you to dig parallel to a wall increasing versatility, particularly in tight urban environments.
- 3** Reduced front swing and minimal tailswing of just 120mm for working closer to walls without compromise to stability.
- 4** +/- 8 degrees of axle oscillation ensures the Hydradig can manoeuvre over the roughest terrains.
- 5** Greater in-cab visibility means a more safely manoeuvrable excavator.



TURNING CIRCLE

An under 4m turning radius thanks to 4-wheel steer lets you work comfortably within a single carriageway.

REVERSE STEER

Reverse steer option lets you change the back of the machine to the front, when working in a single lane or where the machine can't be turned around manually.

FIRST FOR **SERVICEABILITY**

In a more demanding world where productivity is king, easy and quick daily checks are a must. With all service points easily accessible from ground level; 500 hour greasing on all dig end, dozer and stabiliser pivot points, and a best-in-class SAE service index rating, we've designed the JCB Hydradig 110W to be first for easy maintenance.





SERVICEABILITY

QUALITY

Using proven reliable JCB components we have ensured the JCB Hydradig 110W spends as much time as possible earning you money.

SERVICE COSTS

The JCB Hydradig 110W is powered by a 81kW T4F JCB EcoMAX engine that requires no after treatment keeping servicing costs and downtime to a minimum.

Simple maintenance.

1 Ground level access to all daily checks and fuel filler for quick and safe servicing without the need to climb onto upper structure.

2 500 hour greasing on all dig end, dozer and stabiliser grease points for maximum uptime.

A LiveLink 5 year contract as standard enabling you to monitor utilisation of your investment, fuel consumption and machine location.

A class-leading SAE rating is 22% better than closest competitor.

3 The Hydradig meets the latest Tier 4 Final/ Stage IV emissions legislation without the use of a DPF (Diesel particulate filter). The diesel exhaust fluid (DEF) tank can still be easily accessed at ground level.



FIRST FOR COMFORT

In a cramped world with restricted operating conditions, the new JCB CommandPlus cab with a large glass area and Command controls make it easier and safer to work. Designed with making the operator more productive, the JCB Hydradig 110W has succeeded in being first for cab ergonomics.

CommandPlus cab.

Delivering true CommandPlus standards, the JCB CommandPlus cab is the result of exhaustive customer feedback and huge investment. It is now without doubt, the ultimate in operator comfort with superb ergonomics, unrivalled visibility and a commanding driving position.

Tactile rotary controller provides precise intuitive control for the all new 7" colour display.

A heater is standard with optional climate control.

Optional seatbelt warning beacon available to meet your job site commitments.

A JCB EcoMAX engine mounted in chassis, creates a lower centre of gravity providing greater roading comfort and operator confidence.



NOISE LEVELS

With engine now mounted directly to the chassis, noise and vibration have been moved away from the operator, increasing comfort and reducing fatigue over long shifts.



FIRST FOR VERSATILITY

In a world where one machine is expected to do the work of many, having the right attachments and more importantly the ability to utilise them is crucial. The JCB Hydradig has all the pipework, circuits and towing ability to give you the ultimate in adaptability making it first for versatility.

Highly versatile.

1 All genuine JCB attachments are pre-loaded into attachments menu interface with just 3 clicks to set up. Additional attachments can be manually set up and named.

2 Add a Clevis or Rockinger hitch to utilise the up to 3.5t towing capabilities. Vital when transporting extra attachments to the jobsite (subject to local laws and regulations).

A parallel dozer is available with a large flat ground engaging area to reduce damage to hard standing.

3 The closed loop hydrostatic transmission features separate pumps for traction and boom power, making it easy to multifunction.

A handheld tool circuit is available to provide even greater versatility. It lets you control a variety of hand tools needed on site such as grinders, pumps, breakers etc.





BOOM OPTIONS

Both Monoboom and TAB can be fitted with a 1.65, 2.00 or 2.25 meter dipper.

VERSATILITY

ADJUSTABLE FLOW

Bi-directional pipework lines as standard with two additional lo-flow circuits available as options to power a variety of attachments. All feature adjustable flow rates.

MORE VERSATILITY

Identical bucket pin geometry as 3CX and 85/86 mini excavator allowing you to utilise even more attachments.

FIRST FOR SUPPORT

In a world of tough business decisions where the customer rightfully expects the very best in machine back up and a complete package of value added solutions, JCB delivers. Whatever you need and wherever you are, JCB's worldwide customer support is truly first class.

Machine efficiency.

1 By providing information like idle time monitoring and fuel consumption, JCB LiveLink saves you money and improves productivity.

Machine reliability.

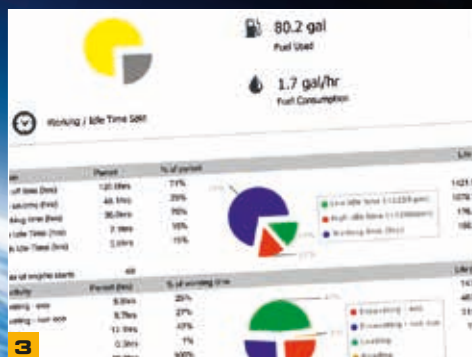

2 Accurate hours monitoring and service alerts improve maintenance planning and help rental companies with accurate charging. Technical alerts and maintenance history records help you manage your machines.

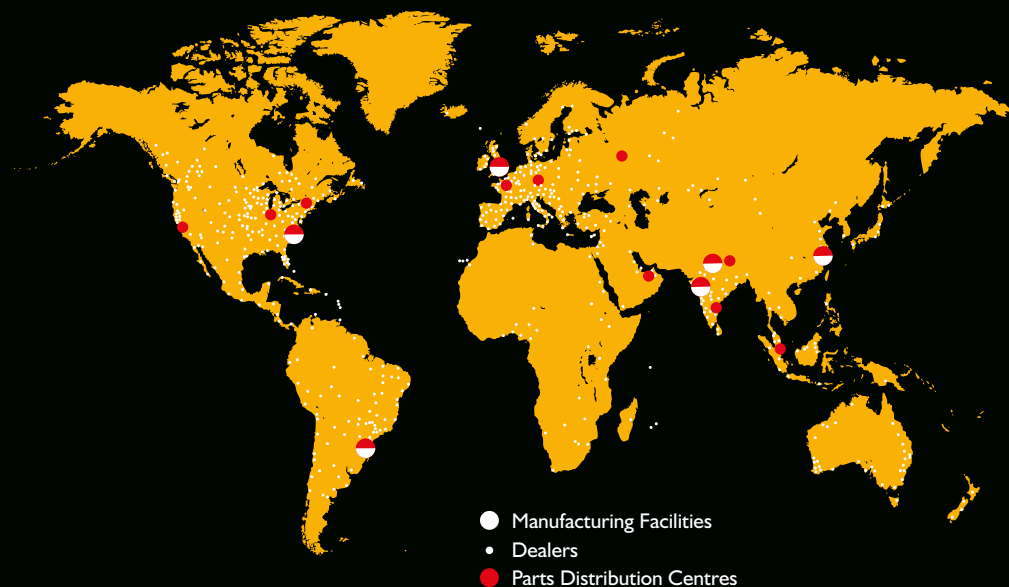
Machine monitoring.

3 Keep track of what your machine's been doing throughout the day with regular performance reports accessed via the LiveLink website.

Machine security.

4 LiveLink's real time geo-fencing alerts tell you when machines move out of predetermined zones. Curfew alerts inform you of unauthorised usage. JCB have a history of working with the police to recover stolen machines and tackle fuel theft.





5 Our Technical Support Service provides instant access to factory expertise, day or night, while our Finance and Insurance teams are always on hand to provide fast, flexible, competitive quotes.

6 The global network of JCB Parts Centres is another model of efficiency; with 16 regional bases, we can deliver around 95% of all parts anywhere in the world within 24 hours. Our genuine JCB parts are designed to work in perfect harmony with your machine for optimum performance and productivity.

7 JCB Assetcare offers comprehensive extended warranties and service agreements, as well as service-only or repair and maintenance contracts. Irrespective of what you opt for, our maintenance teams around the world charge competitive labour rates, and offer non-obligation quotations as well as fast, efficient insurance repair work.

Note: JCB LIVELINK and JCB ASSETCARE may not be available in your region, so please check with your local dealer.



7



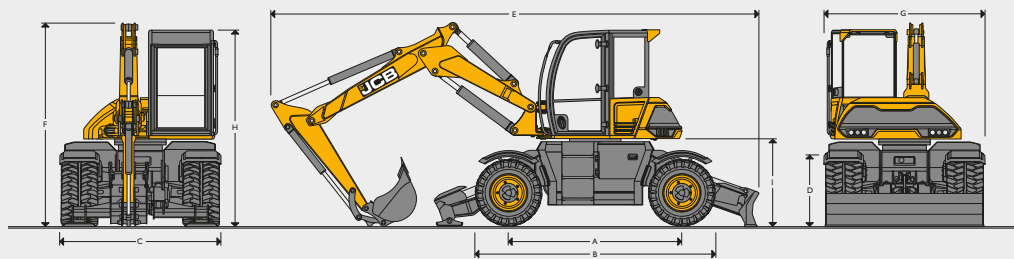
5



6

SPECIFICATION

STATIC DIMENSIONS



STATIC DIMENSIONS

A	Wheelbase	mm	2650
B	Length over tyres	mm	3689
C	Width over tyres	mm	2420
D	Height over tyres	mm	1016
G	Transport width	mm	2440
H	Height over cab	mm	2988
I	Clearance under counterweight	mm	1319
J	Ground clearance	mm	298

TAB

Dipper lengths	1.65m	2.0m	2.25m
E	Roading length	mm	5899
E	Transport length	mm	7654
F	Roading height	mm	3907
F	Transport height	mm	2988

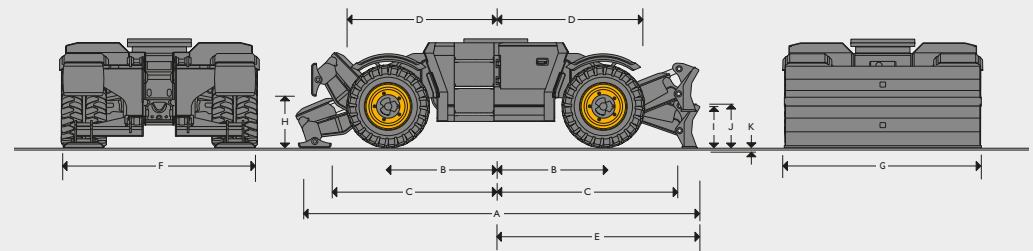
Monoboam

Dipper lengths	1.65m	2.0m	2.25m
E	Roading length	mm	6406
E	Transport length	mm	7050
F	Roading height	mm	3973
F	Transport height	mm	3132

*Machine is specified with a rear dozer blade. Please check chassis options for alternative specification dimensions.

CHASSIS OPTIONS

Any combination of dozer (parallel/radial), stabiliser or grab stowage bar are available to both front and/or rear of chassis.



STATIC DIMENSIONS

Front axle / rear axle		Oscillating steering axle / rigid steering axle	
Axles load capacity		14 tonnes	
Axles load oscillation		+/- 8 degrees	
Transmission		Hydrostatic drive via piston motor and stepless transmission	
A	Overall length		
	Rear stabiliser only	mm	4119
	Rear dozer only (raised)	mm	4342
	Front dozer and rear stabiliser (raised)	mm	4773
	Front and rear stabiliser (raised)	mm	4550
B	Centre of slew ring to front and rear axle	mm	1325
C	Centre of slew ring to front stabiliser (rear stabiliser)	mm	2275
D	Centre of slew ring to front tyre face	mm	1844
E	Centre of slew ring to rear dozer blade (lowered)	mm	2498
F	Width over stabilisers	mm	2380
G	Width over dozer blade	mm	2430
H	Stabiliser lift height	mm	652
I	Dozer lift height (clearance)	mm	440
J	Dozer blade height (lowered)	mm	505
K	Dozer dig depth	mm	160

ENGINE	
Model	JCB EcoMAX 444 TCA EU Stage IV EPA Tier 4 Final compliant
Type	4-stroke, 4-cylinder in-line, common rail, direct injection, turbocharged and intercooled diesel
Rated power (ISO 14396)	81 kW (109 hp) @ 2200 rpm
Gross torque (ISO 14396)	516 Nm @ 1500 rpm
Piston displacement	4.4 litres
Air filtration	Dry element with secondary safety element and in-cab warning sensor
Starting system	12 volt
Batteries	12 volt
Alternator	12 volt, 150 ampere

MAIN HYDRAULIC SYSTEM	
System	Electronically controlled system using two variable displacement piston pumps plus twin gear pumps for steering, brakes and cooling
Services pump	72cc variable displacement axial piston pump
Flow rate @ 2200rpm	158.4 l/min
Excavator main relief pressure	280 bar
Transmission pump – 40kph	85cc variable displacement axial piston pump in a closed loop hydrostatic drive system independent from working hydraulics
Flow rate @ 2200rpm	187 l/min
Transmission absolute pressure	525 bar
Transmission pump – 20kph	65cc variable displacement axial piston pump in a closed loop hydrostatic drive system independent from working hydraulics
Flow rate @ 2200rpm	143 l/min
Transmission absolute pressure	525 bar
High flow auxiliary	
High flow auxiliary pressure	210 bar
High flow auxiliary max. flow	120 l/min
Low flow auxiliary	
Low flow auxiliary pressure	210 bar
Low flow auxiliary max. flow	60 l/min
Second low flow auxiliary pressure	210 bar
Second low flow auxiliary max. flow	60 l/min
Hydraulic cylinders	Hardened, chromed piston rods with end damping on boom raise and dipper in
Filtration	
In tank	125 micron suction strainer
Main return line	10 micron return line filter

SLEW SYSTEM	
Slew motor	Axial piston type
Slew brake	Hydraulic braking plus automatic spring applied disc type parking brake
Slew torque	27.0 kNm
Slew speed	8.9 rpm
Slew gear	11 tooth pinion / 84 tooth ring

TYRES				
	Dual	Single	Single	Floatation
Type	9.00x20 tyres with spacer ring	405/70 x 20 tyres	Michelin XF 445/70R19.5	550/45 x22.5tyres
Inflation pressure	7.0 bar	4.0 bar	4.0 bar	3.8 bar
Ply/load rating	14PR	16PR	Radial 173A8/180A2	16PR

TURNING RADIUS		
	To outside of tyres	To outer edge of front mounted dozer blade
	4-Wheel Steer (mm)	4-Wheel Steer (mm)
Dual wheels	4163	4650
Single wheels	3946	4511
Floatation wheels	3946	4511

TRAVEL SPEED	
Max. roading speed	40 kp/h
Drawbar pull	45 kNm
Steering	Fully hydraulic system with 4-wheel steer, 2-wheel steer and crab steer

BRAKES	
Brakes	All hydraulic dual circuit brake system with positive brake back off
Parking brake	Built into the transmission
Gradability	26.6° / 50% maximum continuous

SERVICE CAPACITIES		
Fuel tank	litres	157
Engine coolant	litres	28
Engine oil	litres	14
Hydraulic system	litres	190
Hydraulic tank	litres	130
Transmission (dropbox)	litres	1
Axle differentials (each)	litres	Front = 18, rear = 14
Axle hubs (each)	litres	2
DEF fluid capacity	litres	19

SPECIFICATION

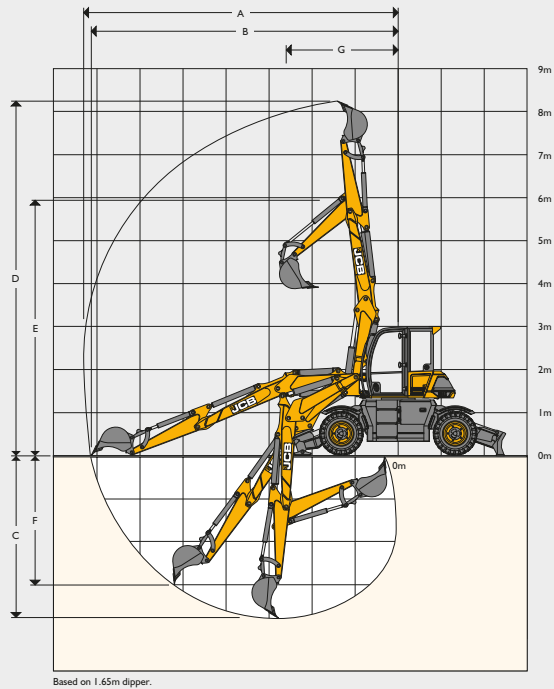
OPERATING WEIGHTS			
Machine equipped with no bucket, 75kg operator, 154kg fuel, dual tyres, 2000mm dipper.			
		Monoboom	TAB
No dozer, no stabiliser	kg	10208	10487
Rear dozer	kg	10750	11029
Rear stabiliser	kg	10636	10915
Front dozer and rear stabiliser	kg	11178	11457
Front stabiliser and rear stabiliser	kg	11064	11343

BUCKET AND ARM COMBINATIONS									
Bucket options		GP Bucket							
Bucket width	mm	250	300	400	450	500	600	800	900
Bucket capacity	m³	0.06	0.08	0.11	0.13	0.15	0.19	0.27	0.31
Bucket weight	kg	102	109	107	113	120	135	166	179
Monoboom									
1.65m		□	□	□	□	□	□	□	□
2.00m		□	□	□	□	□	□	□	□
2.25m		□	□	□	□	□	□	□	□
T.A.B.									
1.65m		□	□	□	□	□	□	□	□
2.00m		□	□	□	□	□	□	□	□
2.25m		□	□	□	□	□	□	□	□

□ = Material weight up to 2000kg/m³.
● = Material weight up to 1600kg/m³.
■ = Material weight up to 1200kg/m³.
The above are to subject to ground conditions and are a guide only.

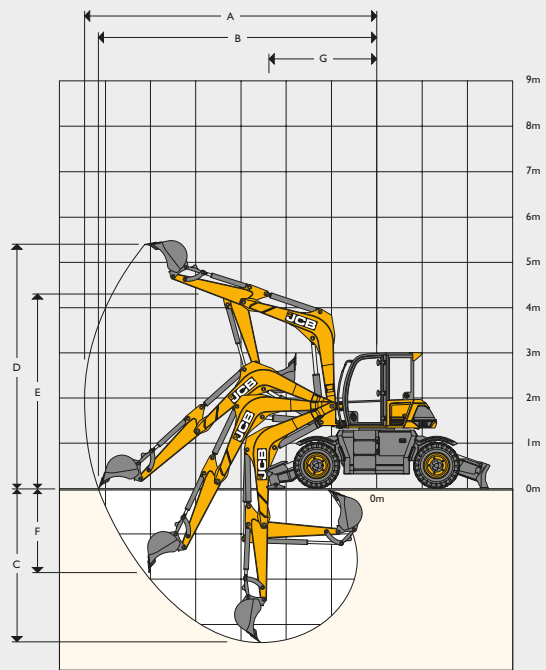
STANDARD/OPTIONAL EQUIPMENT	
ENGINE	
JCB EcoMAX 444 TCA EU Stage IV EPA Tier 4 Final Compliant 81kW Engine	●
Start pre-heat	●
DEF tank (T4F)	●
One touch idle	●
Auto-idle function	●
No DPF	●
Heavy duty batteries	●
Fuel filter with water separator	●
Electronic engine control	●
Fuel cooler	●
Refuelling pump	+
Cold climate kit	+
SAFETY	
Battery isolator	●
Key	●
2GO	●
Lockable fuel cap	●
Full halogen worklights (2x boom, 2x cab front, 2x cab rear & 2x cab side)	●
Full LED worklight upgrade	+
Rear-view camera	+
Fire extinguisher	+
FOPS level 2 guard	+
Heavy duty front screen guard	+
Reverse alarm kit	+
CAB & INTERIOR	
Sound-insulated and 4 shock mounted cab	●
Mechanical suspension seat	●
Deluxe high fabric air suspension heated base seat	+
Height adjustable arm rests	●
Sliding right window	●
Immobiliser	●
7" colour monitor with rotary control	●
Front window wiper	●
Retractable 2" seatbelt	●
12V power socket	●
Sunblind	●
13 air circulation vents	●
Momentary park brake (defaults on)	●
Locking brake pedal	●
Opening front window and removable lower front window	●
Travel speed indicator	●
Highway / site mode	●
Rear fog lights	●
Cab heater	●
Full climate control with air conditioning	+
Rain visor	+
Rear screen wiper with wash	+
Radio	+
HYDRAULIC SYSTEM	
Boom / Arm/ Bucket hose burst check valves	●
ISO / SAE changeover	●
Bucket to grab changeover	+
Smooth ride system	+
Hand held tool circuit	+
Hydraulic quickhitch	+
Proportional controls	●
Hammer / Auxiliary pipework	●
Hammer / Auxiliary with low flow pipework	+
Hammer / Auxiliary with 2x low flow pipework	+
Blanking caps for hydraulic pipework	+
Bio oil	+
Panolin oil	+
LOWER STRUCTURE	
2/4 and Crab steering modes	●
Reverse steer	+
Single tyres	+
Dual tyres	+
Flotation tyres	+
Dozer blade (front / rear)	+
Stabilisers (front / rear)	+
Wheel fenders	+
Grab stowage bar	+
Stabiliser street pads	+
Clevis towing kit	+
Rockinger towing kit	+
High angle exhaust	+
DIG END	
Lifting shackle tipping link	●
Bucket ram guard	+
OTHER	
Cruise control	●
LiveLink telematics (5yr)	●
Remote fuel drain	+
Wheel chocks	+
Auto up function for dozer and stabilisers	+
Reversible fan	+
STANDARD	●
OPTIONAL	+

WORKING RANGE – TAB



Based on 1.65m dipper.

WORKING RANGE – MONOBOOM



Based on 1.65m dipper.

WORKING RANGE: TAB

Dipper length			1.65m	2.0m	2.25m
A	Max. digging reach	mm	7420	7770	8020
B	Max. digging reach (on ground)	mm	7165	7530	7785
C	Max. digging depth	mm	3810	4160	4410
D	Max. digging height	mm	8195	8545	8795
E	Max. loadover height	mm	6380	6720	6965
F	Max. vertical wall cut depth	mm	3000	3315	3540
G	Min. swing radius	mm	2675	2920	3100
	Boom swing left	degrees	50		
	Boom swing right	degrees	70		
	Bucket rotation	degrees	184		
	Dipper tearout	kNm	48.3	42.3	39
	Bucket tearout	kNm	60.2		











WORKING RANGE: TAB

Dipper length			1.65m	2.0m	2.25m
A	Max. digging reach	mm	6455	6785	7020
B	Max. digging reach (on ground)	mm	6085	6445	6695
C	Max. digging depth	mm	3370	3720	3970
D	Max. digging height	mm	6445	6645	6790
E	Max. loadover height	mm	4710	4915	5060
F	Max. vertical wall cut depth	mm	1815	2135	2360
G	Min. swing radius	mm	2645	2685	2715
	Boom swing left	degrees	50		
	Boom swing right	degrees	70		
	Bucket rotation	degrees	184		
	Dipper tearout	kNm	48.3	42.3	39
	Bucket tearout	kNm	60.2		

SPECIFICATION











LIFT CAPACITIES: 1.65M DIPPER WITH STABS AND DOZER DEPLOYED

MONOBOOM

Reach	3m		4m		5m		6m		Capacity at Max Reach		
											
Load Point Ht.	kg	kg	kg	kg	kg	kg	kg	kg	kg	kg	mm
4.5m	-	-	-	-	-	-	-	-	1772*	1772*	4909
3.0m	2512*	2512*	2059*	2059*	-	-	-	-	1897*	1897*	5538
1.5m	4587*	4587*	2921*	2921*	2279*	1925	-	-	2069*	1605	5629
0m	5076*	4036	3350*	2593	2466*	1874	-	-	2306*	1760	5218
-1.0m	4733*	4048	3166*	2580	-	-	-	-	2518*	2117	4586











LIFT CAPACITIES: 1.65M DIPPER OFF DUAL TYRES

MONOBOOM


Reach	3m		4m		5m		6m		Capacity at Max Reach		
											
Load Point Ht.	kg	kg	kg	kg	kg	kg	kg	kg	kg	kg	mm
4.5m	-	-	-	-	-	-	-	-	1757*	1757*	4802
3.0m	2399*	2399*	1978*	1978*	-	-	-	-	1873*	1281	5500
1.5m	4410*	2976	2840*	1975	2240*	1423	-	-	2040*	1181	5642
0m	5110*	2845	3332*	1874	2463*	1367	-	-	2269*	1259	5284
-1.0m	4818*	2828	3224*	1856	-	-	-	-	2474*	1475	4708

LIFT CAPACITIES: 2.0M DIPPER WITH STABS AND DOZER DEPLOYED

MONOBOOM

Reach	3m		4m		5m		6m		Capacity at Max Reach		
											
Load Point Ht.	kg	kg	kg	kg	kg	kg	kg	kg	kg	kg	mm
4.5m	-	-	-	-	-	-	-	-	1599*	1599*	5298
3.0m	-	-	1765*	1765*	1696*	1696*	-	-	1585*	1585*	5879
1.5m	4153*	4153*	2692*	2692*	2138*	2138*	-	-	1733*	1463*	5966
0m	5027*	4017	3283*	2582	2427*	1853	-	-	2095*	1581	5583
-1.0m	4905*	4016	3251*	2545	2304*	1846	-	-	2285*	1839	5014

 Lift capacity front and rear.











 Lift capacity full circle.

Notes:

1. For lifting capacity including bucket, subtract total weight of bucket or bucket and quickhitch from above values.
2. Lifting capacities are based on ISO 10567, that is: 75% of minimum tipping load or 87% of hydraulic lift capacity, whichever is the less. Lifting capacities marked* are based on hydraulic capacity.
3. Lift capacities assume that the machine is on firm, level ground.
4. Lift capacities may be limited by local regulations. Please refer to your dealer.











LIFT CAPACITIES: 2.0M DIPPER OFF DUAL TYRES

MONOBOOM

Reach	3m		4m		5m		6m		Capacity at Max Reach		
											
Load Point Ht.	kg	kg	kg	kg	kg	kg	kg	kg	kg	kg	mm
4.5m	-	-	-	-	-	-	-	-	1580*	1580*	5202
3.0m	-	-	1679*	1679*	1660*	1660*	-	-	1577*	1161	5845
1.5m	3959*	3035	2612*	1991	2090*	1425	-	-	1696*	1073	5978
0m	5018*	2825	3250*	1867	2415*	1354	-	-	2059*	1130	5646
-1.0m	4949*	2793	3282*	1832	2354*	1339	-	-	2244*	1286	5119











LIFT CAPACITIES: 2.25M DIPPER WITH STABS AND DOZER DEPLOYED

MONOBOOM


Reach	3m		4m		5m		6m		Capacity at Max Reach		
											
Load Point Ht.	kg	kg	kg	kg	kg	kg	kg	kg	kg	kg	mm
4.5m	-	-	-	-	1314*	1314*	-	-	1414*	1414	5574
3.0m	-	-	1550*	1550*	1548*	1548*	1588*	1588*	1388*	1388	6125
1.5m	3805*	3805*	2526*	2526*	2017*	2017*	1784*	1447	1504*	1504	6207
0m	4962*	4029	3199*	2570	2379*	1844	-	-	1833*	1468	5846
-1.0m	4959*	3983	3272*	2530	2369*	1826	-	-	2135*	1680	5305

LIFT CAPACITIES: 2.25M DIPPER OFF DUAL TYRES

MONOBOOM

Reach	3m		4m		5m		6m		Capacity at Max Reach		
											
Load Point Ht.	kg	kg	kg	kg	kg	kg	kg	kg	kg	kg	mm
4.5m	-	-	-	-	1312*	1312*	-	-	1440*	1440*	5488
3.0m	-	-	1500*	1500*	1508*	1508*	1577*	1102	1382*	1082	6091
1.5m	3596*	3070	2423*	1999	1972*	1426	1763*	1065	1474*	1002	6218
0m	4923*	2828	3157*	1856	2360*	1347	-	-	1762*	1046	5903
-1.0m	5012*	2785	3285*	1816	2394*	1322	-	-	2093*	1174	5409

 Lift capacity front and rear.

 Lift capacity full circle.




Notes:

1. For lifting capacity including bucket, subtract total weight of bucket or bucket and quickhitch from above values.
2. Lifting capacities are based on ISO 10567, that is: 75% of minimum tipping load or 87% of hydraulic lift capacity, whichever is the less. Lifting capacities marked* are based on hydraulic capacity.
3. Lift capacities assume that the machine is on firm, level ground.
4. Lift capacities may be limited by local regulations. Please refer to your dealer.

SPECIFICATION







LIFT CAPACITIES: 1.65M DIPPER WITH STABS AND DOZER DEPLOYED

TAB

Reach	3m		4m		5m		6m		Capacity at Max Reach		
											
Load Point Ht.	kg	kg	kg	kg	kg	kg	kg	kg	kg	kg	mm
4.5m	1827*	1827*	2105*	2105*	1767*	1767*	-	-	1516*	1298	5964
3.0m	-	-	2566*	2212	1954*	1684	1512*	1277	1384*	1106	6518
1.5m	-	-	2913*	2188	2147*	1604	1625*	1232	1395*	1060	6632
0m	-	-	2691*	2129	2024*	1556	1500*	1213	1230*	1060	6339
-1.0m	2789*	2789*	2250*	1940	1695*	1461	-	-	1042*	1042*	5887










LIFT CAPACITIES: 1.65M DIPPER OFF DUAL TYRES

TAB


Reach	3m		4m		5m		6m		Capacity at Max Reach		
											
Load Point Ht.	kg	kg	kg	kg	kg	kg	kg	kg	kg	kg	mm
4.5m	1827*	1827*	2105*	2105*	1767*	1422	-	-	1516*	1030	5964
3.0m	-	-	2566*	1886	1954*	1358	1512*	1018	1384*	878	6518
1.5m	-	-	2913*	1725	2147*	1276	1625*	983	1395*	845	6632
0m	-	-	2691*	1688	2024*	1242	1500*	971	1230*	909	6339
-1.0m	2789*	2789*	2250*	1719	1695*	1256	-	-	1042*	1042*	5887

LIFT CAPACITIES: 2.00M DIPPER WITH STABS AND DOZER DEPLOYED

TAB

Reach	3m		4m		5m		6m		Capacity at Max Reach		
											
Load Point Ht.	kg	kg	kg	kg	kg	kg	kg	kg	kg	kg	mm
4.5m	-	-	1908*	1908*	-	-	1385*	1194	1336*	1152	6358
3.0m	-	-	2412*	2412*	1844*	1590	-	-	1232*	1006	6874
1.5m	-	-	2846*	2196	2095*	1596	1559*	1222	1241*	968	6982
0m	-	-	2766*	2104	2052*	1532	1568*	1191	1142*	985	6706
-1.0m	3182*	3182*	2406*	2074	1810*	1530	1275*	1099	991*	991*	6288











 Lift capacity front and rear.

 Lift capacity full circle.




Notes:

1. For lifting capacity including bucket, subtract total weight of bucket or bucket and quickhitch from above values.
2. Lifting capacities are based on ISO 10567, that is: 75% of minimum tipping load or 87% of hydraulic lift capacity, whichever is the less. Lifting capacities marked* are based on hydraulic capacity.
3. Lift capacities assume that the machine is on firm, level ground.
4. Lift capacities may be limited by local regulations. Please refer to your dealer.











LIFT CAPACITIES: 2.0M DIPPER OFF DUAL TYRES **TAB**

Reach	3m		4m		5m		6m		Capacity at Max Reach		
											
Load Point Ht.	kg	kg	kg	kg	kg	kg	kg	kg	kg	kg	mm
4.5m	-	-	1908*	1908*	-	-	1385*	1043	1336*	919	6358
3.0m	-	-	2412*	1920	1844*	1365	-	-	1232*	795	6874
1.5m	-	-	2846*	1729	2095*	1268	1559*	972	1241*	766	6982
0m	-	-	2766*	1662	2052*	1219	1568*	949	1142*	818	6706
-1.0m	3182*	3182*	2406*	1673	1810*	1223	1275*	959	991*	991*	6288


LIFT CAPACITIES: 2.25M DIPPER WITH STABS AND DOZER DEPLOYED **TAB**

Reach	3m		4m		5m		6m		Capacity at Max Reach		
											
Load Point Ht.	kg	kg	kg	kg	kg	kg	kg	kg	kg	kg	mm
4.5m	-	-	1582*	1582*	1598*	1598*	1325*	1325*	1226*	1057	6636
3.0m	-	-	2149*	2149*	1770*	1526	1386*	1195	1135*	940	7127
1.5m	-	-	2777*	2204	2056*	1600	1512*	1217	1142*	906	7231
0m	-	-	2795*	2088	2063*	1520	-	-	1081*	932	6967
-1.0m	2908*	2908*	2500*	2078	1871*	1510	1369*	1171	950*	950	6570

LIFT CAPACITIES: 2.25M DIPPER OFF DUAL TYRES **TAB**

Reach	3m		4m		5m		6m		Capacity at Max Reach		
											
Load Point Ht.	kg	kg	kg	kg	kg	kg	kg	kg	kg	kg	mm
4.5m	-	-	1582*	1582*	1598*	1598*	1325*	1052	1226*	848	6636
3.0m	-	-	2149*	2149*	1770*	1372	1386*	1018	1135*	740	7127
1.5m	-	-	2777*	1734	2056*	1270	1512*	965	1142*	713	7231
0m	-	-	2795*	1645	2063*	1204	-	-	1081*	759	6967
-1.0m	2908*	2908*	2500*	1646	1871*	1202	1369*	933	950*	950*	6570

 Lift capacity front and rear.

 Lift capacity full circle.

Notes:

1. For lifting capacity including bucket, subtract total weight of bucket or bucket and quickhitch from above values.
2. Lifting capacities are based on ISO 10567, that is: 75% of minimum tipping load or 87% of hydraulic lift capacity, whichever is the less. Lifting capacities marked* are based on hydraulic capacity.
3. Lift capacities assume that the machine is on firm, level ground.
4. Lift capacities may be limited by local regulations. Please refer to your dealer.







ONE COMPANY, OVER 300 MACHINES.

Your nearest JCB dealer

JCB HYDRADIG 110W

Gross power: 81kW (109hp) Max. operating weight: 11457kg Travel speed: 40kp/h

JCB Sales Limited, Rocester, Staffordshire, United Kingdom ST14 5JP

Tel: +44 (0)1889 590312 Email: salesinfo@jcb.com

Download the very latest information on this product range at: www.jcb.com

©2017 JCB Sales. All rights reserved. No part of this publication may be reproduced, stored in a retrieval system, or transmitted in any form or by any other means, electronic, mechanical, photocopying or otherwise, without prior permission from JCB Sales. All references in this publication to operating weights, sizes, capacities and other performance measurements are provided for guidance only and may vary dependant upon the exact specification of machine. They should not therefore be relied upon in relation to suitability for a particular application. Guidance and advice should always be sought from your JCB Dealer. JCB reserves the right to change specifications without notice. Illustrations and specifications shown may include optional equipment and accessories. The JCB logo is a registered trademark of J.C. Bamford Excavators Ltd.

9999/6000 en-GB 02/17 Issue 1 (T4F)

