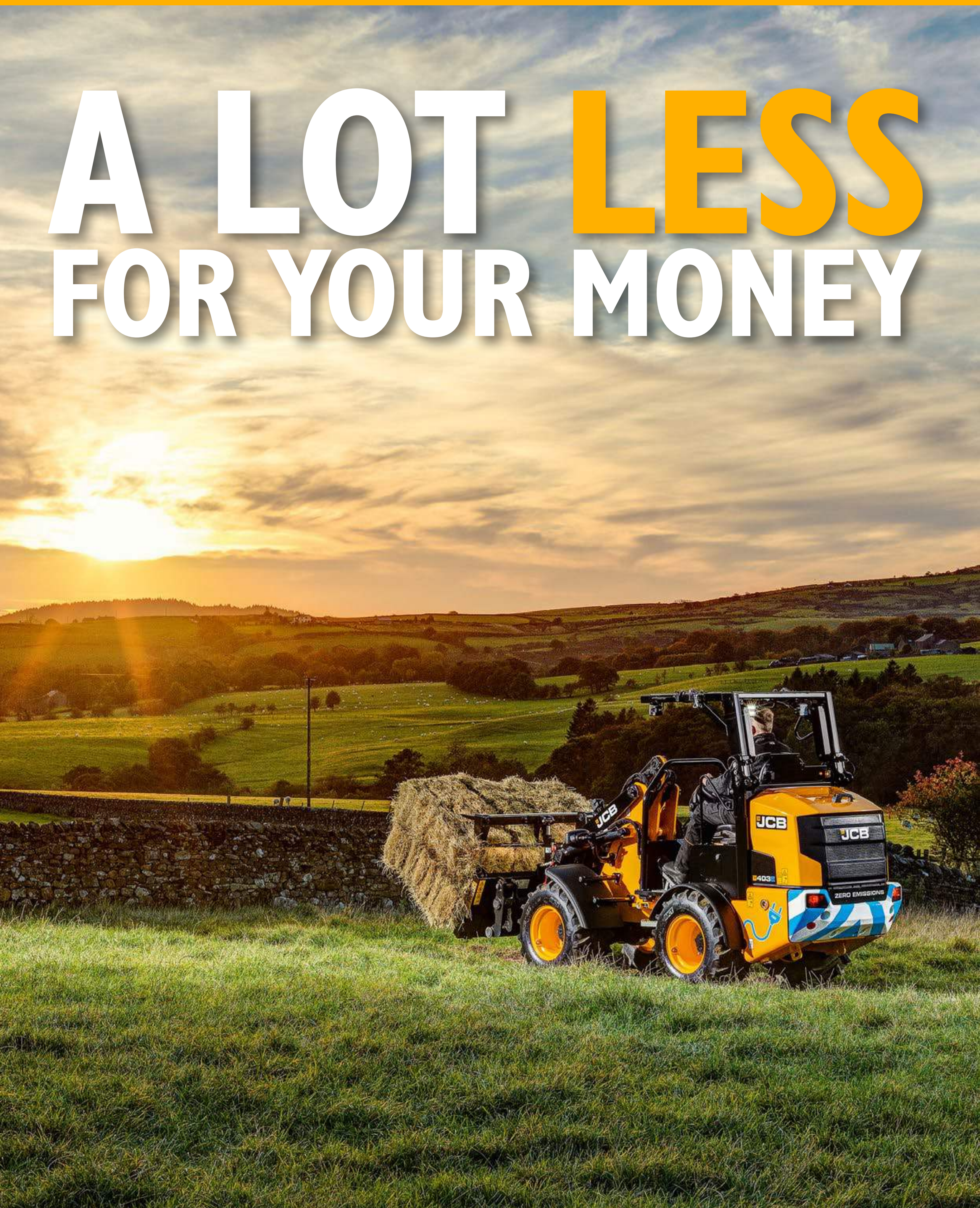


ELECTRIC WHEEL LOADER | 403E



**A LOT LESS
FOR YOUR MONEY**




OPERATING WEIGHT
2729kg

BATTERY CAPACITY
20kWh

SHOVEL CAPACITY
0.5m³

LESS NOISE

With no mechanical diesel engine, the 403E has minimal operating noise, allowing operators to communicate safely with people around them and in sensitive environments.



LESS LIMITATION

The 403E provides safer, more efficient ways of working, especially when operating in noise sensitive areas.



LESS VIBRATION

The 403E is a comfortable place to work, and no mechanical engine means that vibrations are reduced to a minimum.




LESS WEAR & TEAR

With less internal machine part vibrations, wear and tear is significantly reduced.

LESS POLLUTION

With zero emissions at point of use, the 403E gives you the ability to work in enclosed environments, as well as helping to reduce your carbon footprint.



LESS CHARGING

The 403E has three work modes to help conserve battery power: Rooding, Dynamic and Precision.



LESS MAINTENANCE

The 403E's electrical components are maintenance free, so less time and money is spent on daily checks and servicing, increasing uptime & maximising productivity.



LESS WORRY

High quality core components make the 403E ready for a long and reliable life.

LESS HASSLE

With flexible charging options, you can simply plug your 403E into the normal household grid or CEE socket when you need to charge the battery.



LESS STOPPING

A continuous run time in excess of 4 hours allows a full day's work.



ELECTRIC WHEEL LOADER | 403E



SPECIFICATION

MODEL		403E
Operating weight*	kg	2729
Battery capacity	kWh	20
Shovel capacity*	m ³	0.5
Full turn tipping load*	kg	1237
Payload*	kg	618
Max Speed	kph	20

*Standard loader arm, 1480mm wide shovel, and fixed canopy operator station



STANDARD FEATURES

- On board charging system (110V & 240V)
- Optional fast charger unit for 2hr charge time
- Multi-functional display with rotary controller
- Programmable speed 0.5kph-20kph
- One auxiliary service
- Programmable constant flow auxiliary
- Dynamic & precision loader arm modes
- Fixed canopy with optional folding canopy
- Hydraulic locking quickhitch
- 5-year manufacturer battery warranty



“The 403E is such a versatile machine, we do everything with it. There’s no compromise on performance whatsoever.”

SIMEON TURNER | FARM OWNER, ENGLAND

FIND OUT MORE



REQUEST A QUOTE



www.jcb.com